



**Rotary slasher compact GC 90/105/120**

**Rotary slasher compact GCD 90/105/120/150**

Microtractor 15 - 50 HP with power grip = 540 tr/min

- Working width : 90, 105, 120 et 150 cm
- 3 point linkage cat.1
- Delivered with cardan shaft
- 2 positions offset, **0 / 15 cm** from linkage
- 2 blades: width 60 mm thickness 8 mm retractable
- Working height adjustable in 3 positions
- Blade carrier with shock protection on models GCD

**Les plus :**

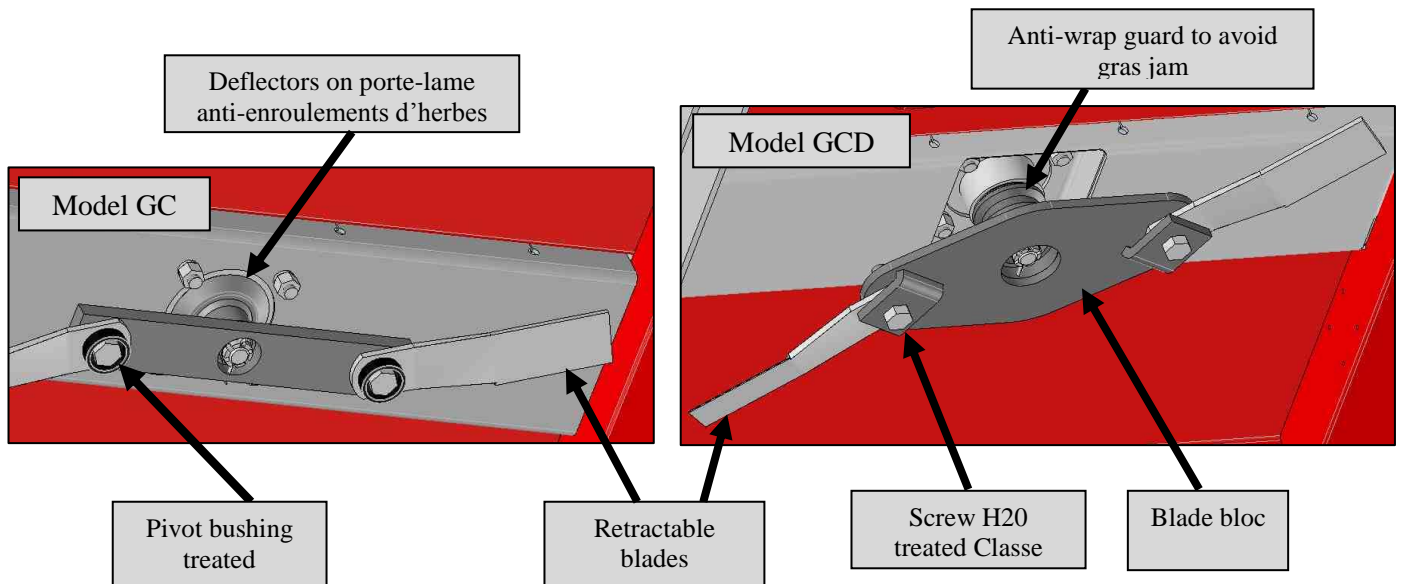
**The monobloc chassis with a robust design with the fixed bases:** *the bases are integrated to the chassis and unalterable even when the machine is slipping on the ground. The constant entry and exit height allows to swallow the vegetation without flatten at any adjusted cutting height.*

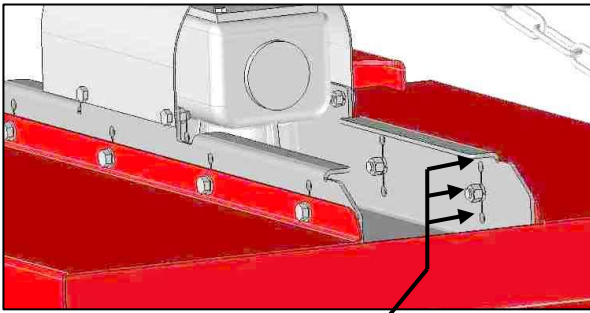
**Cutting height adjustment by lifting or lowering the angular support bloc:** *The central thick-walled support insures a rigid fixation of the gearbox and an increased resistance to the efforts on transmission and blade carrier.*

**Blade carrier with deflectors or anti-blocking:** *avoids grass jam between housing and blade carrier, preserves sealing rings of the housing*

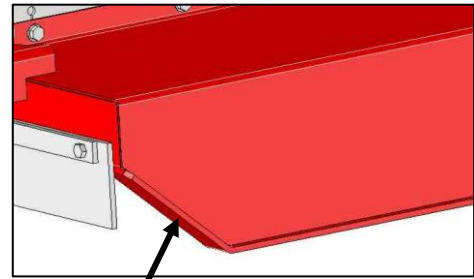
**Security, ergonomy :** anti-spitting protection.

Reference	Recomm. Power (HP)	Cutting width (cm)	Speed power grip (tr/min.)	Rotor speed (tr/min.)	V coupe lames (m/s)	Number of blades	Cutting height (cm)	discharge	Weight (KG)
<b>GC 90</b>	15/25	90	540	1500	71	2	6 - 9 - 12	Rear	100
<b>GC 105</b>	15/25	105	540	1500	82	2	6 - 9 - 12	Rear	120
<b>GC 120</b>	15/25	120	540	1500	94	2	6 - 9 - 12	Rear	130
<b>GCD 90</b>	15/25	90	540	1000	47	2	7 - 10 - 13	Rear	130
<b>GCD 105</b>	20/30	105	540	1000	55	2	7 - 10 - 13	Rear	150
<b>GCD 120</b>	25/40	120	540	1000	63	2	7 - 10 - 13	Rear	165
<b>GCD 150</b>	30/50	150	540	1000	79	2	7 - 10 - 13	Rear	220





Adjusting of cutting height  
With 3 positions par déplacement  
du bloc support renvoi d'angle

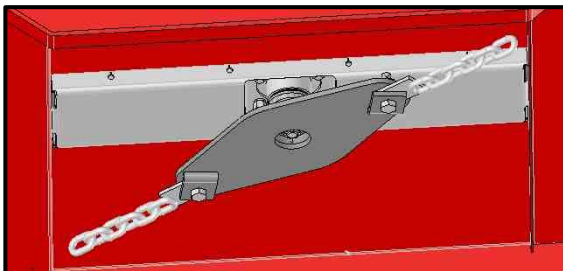


Fixed bases,  
integrated in chassis

**Option :**

- OCF supplement friction torque limiter for GC
- OBR supplement joint shaft with shearbolt clutch for GC
- LCF supplement friction torque limiter for GCD
- ROUELIB : Freewheel for GC and GCD
- KBGCD : Supplement reverse gearbox for GCD
- ROUEGC : Set of 2 cutting height iron wheels for GC and GCD
- GDCH : Set of chains for GCD

GCD120 + chains kit (GDCH)



GCD90 + control wheel (ROUEGC)

